




## Step by Step Instructions & checklist for applying Fresh OCI



The completion of the application may take up to 30 minutes



**⚠ Kindly be ready with Scanned copy of the following items before starting the registration process.**

<b>Applicant's Photo</b>  The images must be in <b>jpeg or jpg format</b> , with <b>max size 500kb</b>	The height and width of the Applicant Photo must be equal.  The <b>minimum</b> dimensions are 200 pixels (width) x 200 pixels (height) The <b>maximum</b> dimensions are 1500 pixels (width) x 1500 pixels (height). The minimum dimensions are 200 pixels (width) x 67 pixels (height). The maximum dimensions are 1500 pixels (width) x 500 pixels (height).
<b>Applicant's Signature</b>  The images must be in <b>jpeg or jpg format</b> , with <b>max size 500kb</b>	The height and width of the Signature Photo must have aspect ratio 3:1 The <b>minimum</b> dimensions are 200 pixels (width) x 200 pixels (height) The <b>maximum</b> dimensions are 1500 pixels (width) x 1500 pixels (height). The height and width of the Signature Photo must have aspect ratio 1:3. The minimum dimensions are 200 pixels (width) x 67 pixels (height). The maximum dimensions are 1500 pixels (width) x 500 pixels (height).    <b>"Paint"</b> software can be used to resize the photos
<b>Documents</b>  Document-Upload Section of Online OCI-Registration	Max file size allowed for a document file is <b>1000 kb</b>  Please scan the documents in a single file for each category as <b>mentioned below</b> for uploading.  The document file should be in <b>PDF format</b>   An A-4 size page document <b>Colour scanned at 100 DPI</b> (Dots per inch resolution) will generate of file of between 200-250 kb.

**It is mandatory to upload all the requisite documents on the Govt. Portal. Failure to comply with this requirement will make your application ineligible. VFS India Consular application Centre will then return your application unprocessed.**

Categories	For Adults [age18 and above]	For Minors/ Newborn	For applicants applying on basis of Spouse
<b>Current Passport</b>	Current passport copy and Citizenship Certificate	Current passport copy and Birth Certificate Copies of Valid US Visas of both parents	Current passport copy

<b>Indian Origin Proof</b>	Cancelled Indian passport (first and last page) with stamp showing 'Cancelled on acquiring foreign citizenship' as one file. In case, there is no Indian origin proof, Nativity Certificate can be uploaded here. <i>For applicants that do not have or never obtained an Indian passport, they can upload their 'Nativity Certificate' or 'OCI or PIO card of their parent as proof of Indian origin</i>	Copy of cancelled Indian passport and renunciation certificate [If applicable]  If applicant born outside India and never had any Indian passport, upload first and last page of both parent's surrendered Indian passports showing the 'Cancelled on acquiring foreign citizenship' stamp.	Spouse's surrendered Indian passport (first and last page) showing the 'Cancelled on acquiring foreign citizenship' stamp.
<b>Indian Visa</b>	Previous Indian Visa copy [If available]	Previous Indian Visa copy [If available]	Previous Indian Visa copy [If available]
<b>PIO Card</b>	If already a PIO card holder than copy of PIO card	If already a PIO card holder than copy of PIO card	If already a PIO card holder than copy of PIO card
<b>Spouse OCI Card</b>	Upload spouse's OCI card first and last page as one file		Copy of Spouse OCI card if applicable
<b>Relationship Certificate</b>	Birth Certificate if applying through parents	Copy of parents Indian passport or OCI card OR Statement of live birth Certificate reflecting both parent's names Notarized Parental Authorization Form for OCI for Minor	Copy of Birth Certificate + Apostilled Marriage Certificate
<b>Marriage Certificate</b>	Marriage Certificate or Divorce or Death Certificates can be uploaded here, if applicable	Copy of parents' Marriage Certificate Joint Notarized affidavit if applicable	Marriage Certificate attested by the concerned Govt.

Please go to following link to start the application: <https://ociservices.gov.in/>

 **Online OCI Services**

**All Valid PIO-Card Holders may now register to become OCI-Card Holder.**

For more details [click here](#)

New OCI Registration

OCI Registration (In Lieu Of Valid PIO-Card)

OCI Registration (In Lieu Of Lost PIO-Card)

OCI Miscellaneous Services


OCI Document Upload/ Re-upload

OCI Image Upload/ Re-upload

Status Enquiry

Re-Print Submitted Applications

Please click here

 **Online OCI Services**

Overseas Citizenship Of India Services

OCI-Registration is an online process. Eligibles are supposed to register through the appropriate link given. Only after complete successful registration, an applicant will be considered as an OCI-Card Applicant

**Steps for successful Registration**

1. Read Instructions
2. Make a list of documents to be submitted
3. Start registration process
4. Documents to be submitted
5. Completed application


Instructions For Applicant

**Applicants applying for OCI-Card, please note-**

1. It is mandatory to upload Applicant's image and Applicant's signature image during OCI-Registration.
2. Both the images must be in jpeg or jpg format, with max size 30kb.
3. The height and width of the **Applicant Photo** must be equal.  
*The minimum dimensions are 360 pixels (width) x 360 pixels (height),  
The maximum dimensions are 900 pixels (width) x 900 pixels (height).*
4. The height and width of the **Signature Photo** must have aspect ratio 3:1  
*The minimum dimensions are 360 pixels (width) x 120 pixels (height),  
The maximum dimensions are 900 pixels (width) x 300 pixels (height).*
5. Kindly be ready with both these images before starting the registration process.

Ok

Please read the instructions for photo and press OK

 **Online OCI Services**

OCI Miscellaneous Services

Please read the [Guidelines](#), [Instructions](#) and [FAQ's](#) before filling up this form

**This service can be availed for re-issuance / issuance of duplicate OCI documents in the following category of cases:**

1. In case of issuance of new passport.
2. In case of change of personal particulars viz. name, father's name, nationality etc.
3. In case of loss/damage of OCI registration certificate/visa.
4. In case of manually filled in applications (discontinued now) mistakes have been committed by the Indian Mission/Post/Office while entering the personal particulars.
5. In case of change of address/occupation.

ANSWER THIS QUESTION

**Question :** What is the natural color of APPLE

**Answer :**

Enter

Please answer the question and press enter



# Online OCI Services

Select One Of The Following Options As Per Your Requirement

Please click here if making fresh application

Fresh Application

Complete Partially-Filled Application

If you have the Temporary number, please put it here to complete your application



Back To Main Menu

# Online OCI Services

## OCI Registration Form

Place of submission\*

Surname

Given Name\*

Have you ever changed your name? If yes, click the box and give details.

Sex\*

Date Of Birth\*

Country Of Birth\*

Place Of Birth\*

Current Nationality\*

Visible Mark\*

Marital Status\*

### Applicant's Passport Details

Passport Number\*

Date Of Issue\*

Place Of Issue\*

### Applicant's Family Details

Father's Name\*

Father's Nationality\*

Mother's Name\*

Mother's Nationality\*

Spouse's Details

Spouse's Name\*

Spouse's Nationality\*

Marriage Registration Date

Are You applying OCI on the basis of Indian Spouse/ Spouse's OCI-Card?

Select Any one  YES  NO [\[click here for details\]](#)

Spouse's Passport No

Issue Date

Issue Place

Exit Save & Continue

Please choose correct location as per the Consular Jurisdiction in the USA.

As per USA/ foreign passport

As per USA/ foreign passport

As per Indian passport or Birth Certificate

Please click Yes **ONLY** if you are applying on the basis of spouse

Press on save and continue

# Online OCI Services

## OCI Registration Form (Page-II)

Temporary Application ID  
18020252RXN9H

**Occupation Details**

Occupation \* BUSINESS  
 Address of Employer \* 123 ABC STREET  
 Address Line 2 USA

**Applicant's Address Details**

Present Address\* 123 ABC STREET  
 PAPATOETOE

Mobile No\* 006412345678  
 Telephone No\* 006412345678  
 Email abc123@mail.com  
 Native Place Address\* HOUSE NO 262  
 DELHI CANTT NEW DELHI  
 Aadhaar No 123456789000

*To know more about ADHAAR No, please [click here](#)*

Please note down your temporary application id

Please fill in the required information

Click on NEXT

## Verify Information

Temporary Application ID  
18020252RXN9H

Please verify information provided by you. Submission of this form will never allow you to change your information for this application. If you need to change the information provided, click on Modify button provided below.

**Applicant Information**

Country Selected	USA
Mission Selected	USA - ATLANTA
Surname	KADIAN
Given Name	RAVINDERSINGH
Previous Name	Never Changed
Sex	MALE
Date Of Birth	02/DEC/1988
Country Of Birth	INDIA
Birth(State)	DELHI
Place Of Birth	DELHI
Current Nationality	USA
Visible Mark	MOLE ON LEFT CHEEK
Marital Status	UNMARRIED

**Family Information**

Father's Name	MAHENDER KADIAN
Father's Nationality	INDIA
Mother's Name	KAVITA KADIAN
Mother's Nationality	INDIA

**Passport Information**

Passport Number	123456
Date Of Issue	01/DEC/2014
Place Of Issue	WLG

**Occupation Details**

Occupation	BUSINESS
Address of Employer	123 ABC STREET USA

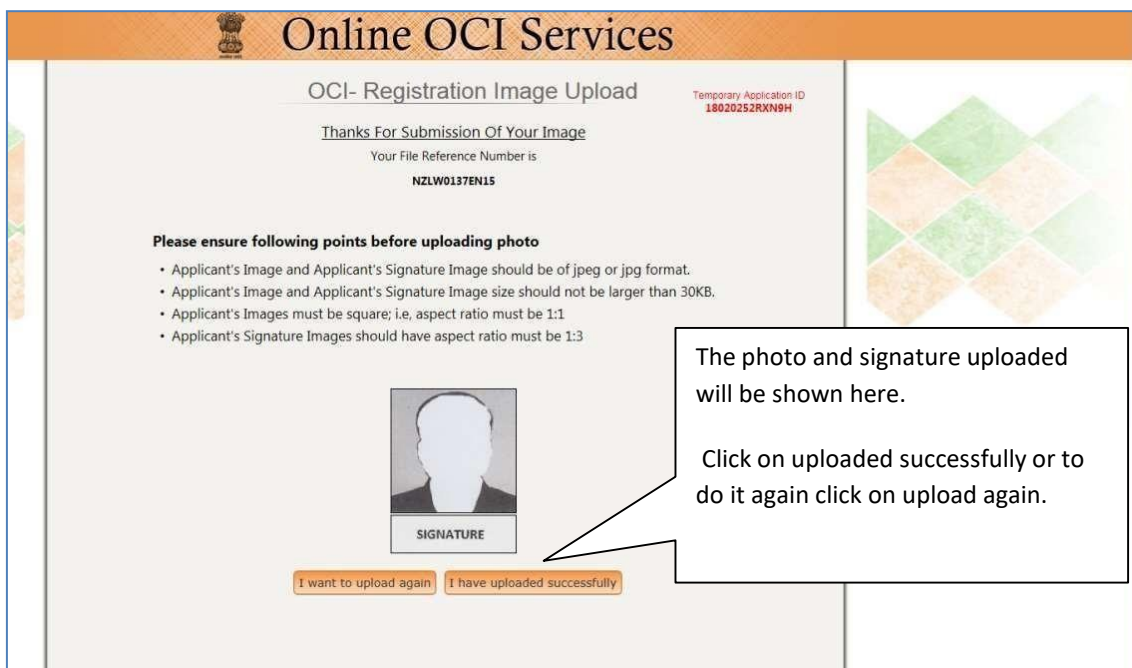
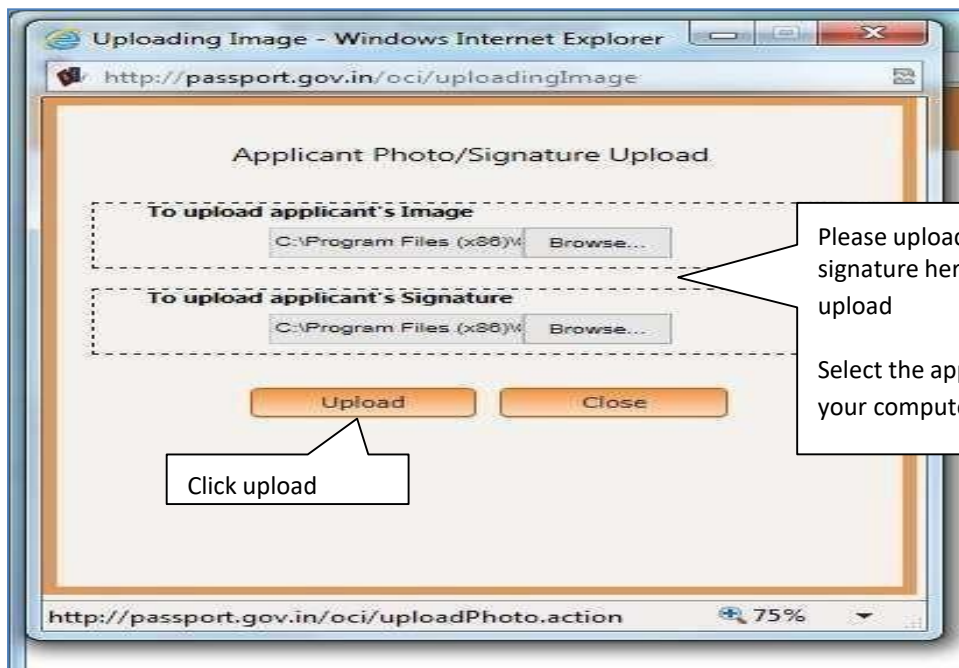
**Residential Address Details**

Present Address	123 ABC STREET PAPATOETOE ATLANTA
Mobile No	006412345678
Telephone No	006412345678
Email	abc123@mail.com

Please carefully verify the information

Please carefully verify the information

Click on Modify if you are required to change any information otherwise press submit



**Online OCI Services**

**OCI-Registration Confirmation**

Temporary Application ID  
18020252RXN9H

Thank You, for your interest in Online OCI-Registration Process.

Your File Reference Number is  
**NZLW0137EN15**

Till now you have successfully registered Part-A for the following applicant(s).

Applicant Name	File Reference Number
RAVINDERSINGH KADIAN	NZLW0137EN15

Please note the file reference number

Click here to complete part B

**Online OCI Services**

**OCI Registration Part-B**

Other Details of Applicant(s)

**Citizenship Details**

Have you/any member of your family applied for OCI registration earlier?  Yes  No  
If YES, give details(Reference No., when and where applied and what was the outcome)

Whether the applicant(s) sought asylum before applying for present citizenship?  Yes  No  
If YES, give specific details when and why

Whether the applicant(s) had ever been a citizen of Pakistan or Bangladesh at any time? Yes/No  Yes  No  
If YES, give specific details

Whether either of parents or grandparents or great-grandparents of applicant(s) had ever been citizen of Pakistan or Bangladesh at any time? Yes/No  Yes  No  
If YES, give specific details

Whether the applicant(s) (other than minor child/children) has worked / is working in Armed Forces/Para-military/Police/security/intelligence organizations? Yes/No  Yes  No  
If YES, give specific details

**Present Nationality Details**

Applicant Name	Present Nationality	Acquisition Method	Date
RAVINDER SINGH KADIAN	NEW ZEALAND	BY BIRTH <input type="button" value="v"/>	<input type="text"/>

Acquisition date is required

**Other Details**

Previous Nationality of Applicant(s) (If Any)  
RAVINDER SINGH KADIAN

Do you have relatives staying in India?  Yes  No

Has any of the applicant(s) faced criminal proceeding?  Yes  No

Please select the applicable answers

Please provide the name, address and relationship if you have any family in India.

Please click on submit to go to next page

 **Online OCI Services**

**Online OCI Registration**


YOU HAVE BEEN SUCCESSFULLY COMPLETED BOTH PART-A & PART-B OF ONLINE OCI REGISTRATION FOR THE FOLLOWING APPLICANT.  
YOU ARE REQUESTED TO GENERATE FILLED REGISTRATION FORM FOR FUTURE REFERENCE.  
YOU ARE REQUESTED TO UPLOAD APPROPRIATE DOCUMENTS. OTHERWISE YOUR APPLICATION WILL NOT BE CONSIDERED.

<b>Applicant Name</b> RAVINDERSINGH KADIAN	<b>Web File-Number</b> NZLW0137EN15
---	--

**To generate filled Registration Form**

**To Exit**

Please generate your form and a take print of it

 **Online OCI Services**

**Online OCI Registration**

YOU HAVE BEEN SUCCESSFULLY COMPLETED BOTH PART-A & PART-B OF ONLINE OCI REGISTRATION FOR THE FOLLOWING APPLICANT.  
YOU ARE REQUESTED TO GENERATE FILLED REGISTRATION FORM FOR FUTURE REFERENCE.  
YOU ARE REQUESTED TO UPLOAD APPROPRIATE DOCUMENTS. OTHERWISE YOUR APPLICATION WILL NOT BE CONSIDERED.

<b>Applicant Name</b> RAVINDERSINGH KADIAN	<b>Web File-Number</b> NZLW0137EN15
---	--

**To upload supporting documents (Mandatory)**

**To Exit**

Start uploading the documents by clicking here

You can open your form from here

Do you want to open or save NZLW0137EN15.pdf from passport.gov.in?



 **Online OCI Services**

OCI Document Upload

**Note- To proceed the uploading of documents for your OCI-Application, provide your Passport Number along with Online Registration No/ File (Acknowledgment) No**

*Online Document Upload for OCI-Registration is available only for the Applicants which have successfully filled PART-A and PART-B Forms.*

[Forgot Registration-Number?](#)

Enter Passport Number \*

Online Registration No \*

ANSWER THIS QUESTION

**Question :** Which is smaller 0 or 12 ?

**Answer :**

Please answer the question and press proceed

 **Online OCI Services**

Online OCI Document Upload

Welcome to Document-Upload Section of Online OCI- Registration

<b>Applicant Name</b> RAVINDERSINGH KADIAN	<b>Web File-Number</b> NZLW0137EN15
---	--

**Document Upload**

Select a Document Type to upload

Select Document

CURRENT PASSPORT

INDIAN ORIGIN PROOF

INDIAN VISA

PIO CARD

SPOUSE OCI CARD

RELATIONSHIP CERTIFICATE

MARRIAGE CERTIFICATE

Select the document you like to upload and start uploading

 **Online OCI Services**

Online OCI Document Upload

Welcome to Document-Upload Section of Online OCI- Registration

<b>Applicant Name</b> RAVINDERSINGH KADIAN	<b>Web File-Number</b> NZLW0137EN15
---	--

**Document Upload**

Select a Document Type to upload

Upload the document by clicking on UPLOAD button

